

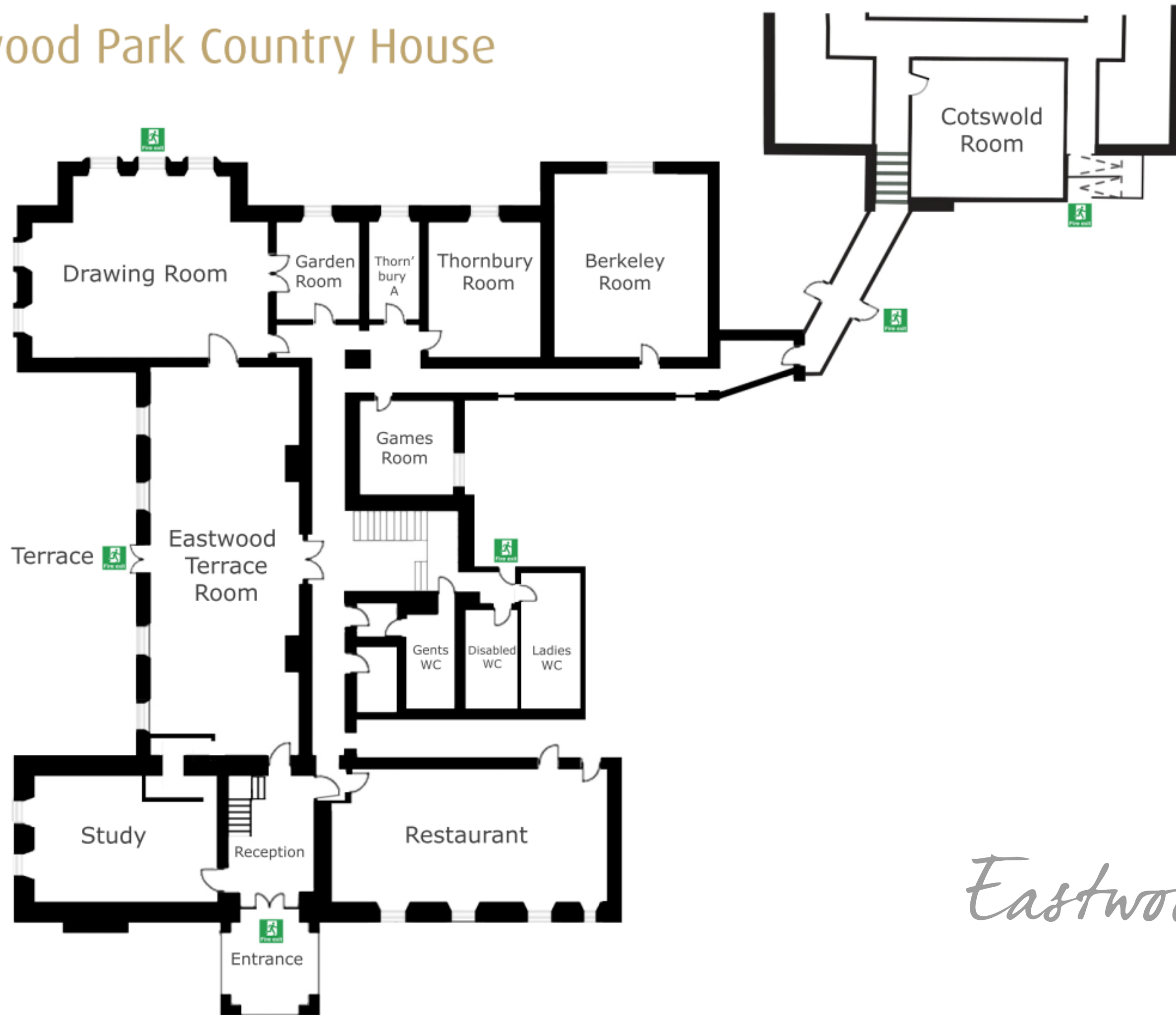
Eastwood Park ●●●

Country House

Corporate Spaces







Floorplan and room layout

Eastwood Park Country House



Eastwood Park ●●●
Country House

Conference rooms - size, layout & capacity

	Room Dimensions (L x W x H)	Boardroom 	U-shape 	Theatre 	Classroom 	Cabaret 	Private Dining 
Eastwood Terrace	14.4 x 7.1 x 3.8			150		100	120
Drawing Room	11.5 x 8.5 x 3.8	38	38	120	30	54	60
Garden Room	4.8 x 3.6 x 3.8	10					12
Thornbury	6.4 x 5.0 x 3.8	15	14		8		
Thornbury A	4.0 x 2.3 x 3.8	6					
Berkeley	9.1 x 7.6 x 3.8	40	28	90	16	40	50
Cotswold	8.8 x 6.1 x 3.6	20	20	60	14		